

## Typing in Amharic

The Amharic keyboard ([link](#)) uses a system where the Amharic sounds are matched to the English letters (a style called “phonetic”). You can think of how a word sounds in Amharic and then type it out with English.

Example: typing **selam** becomes ሰላም

Because Amharic has more sounds than English we sometimes have to adjust this rule. For example English does not have ‘m’ and the closest similar letter would be ‘t’. In this case you should type with “capital T”:

Example: typing **TienaysTIN** becomes ጤናይስጥልኝ

Notice that we used capital ‘N’ also for ‘ኝ’ and we needed both “ie” together to make the 5<sup>th</sup> ‘m’ letter ‘ጤ’. When the letter you want to type does not appear when you hit the similar sounding key in English, try using the capital next. If typing the capital does not work, then try hitting the key two times:

Example: typing **sselam** becomes ሠላም

Example: typing **SSeHey** becomes ፀሐይ

Next, when you need to type the extra letters of Amharic like ሊ, ሚ, ኳ you can do so by typing an extra vowel after a ‘u’:

Example: typing **mua** becomes ሚ

Example: typing **guie** becomes ኳ

Finally, we must introduce a special rule for ' (apostrophe). Some words are spelt with a ሳድስ (6<sup>th</sup>) letter followed by a vowel, like ርኤ in ገብረኤል. We use the apostrophe here to type “gebr'iel” to make sure we get “ርኤ” instead of ‘ሪ’.

Example: typing **mel'ak** becomes ሙልአክ

Example: typing **m'eraf** becomes ምዕራፍ

We also use the apostrophe for Ethiopic numbers, so '1 becomes ፩ and so on. If a ' is needed in your document just type ' twice. This works for other punctuation as well, typing ‘;’ once makes ‘፤’ and a second time gives English ‘;’. The typing table shows how to type all Amharic letters, numbers and punctuation.

# Amharic Typing Table




ቤተሰብ	ግዕዝ	ካዕብ	ሣልስ	ራብዕ	ኃምስ	ሳድስ	ሳብዕ	ዘመደ-ግዕዝ	ዘመደ-ካዕብ	ዘመደ-ሣልስ	ዘመደ-ራብዕ	ዘመደ-ኃምስ
ሆይ	ሀ he	ሁ hu	ሂ hi	ሃ ha	ሄ hie	ህ h	ሆ ho					
ላዊ	ለ le	ሉ lu	ሊ li	ላ la	ሌ lie	ል l	ሎ lo				ሏ lua	
ሐውት	ሐ He	ሑ Hu	ሐሊ Hi	ሐላ Ha	ሐሄ Hie	ሐህ H	ሐሆ Ho				ሐሏ Hua	
ማይ	መ me	ሙ mu	ሚ mi	ማ ma	ሚ mie	ም m	ሞ mo				ሚ mua	
ሠውት	ሠ sse	ሡ ssu	ሢ ssi	ሣ ssa	ሢ ssie	ሥ ss	ሦ sso				ሢ ssua	
ርእስ	ረ re	ሩ ru	ሪ ri	ራ ra	ሪ rie	ር r	ሮ ro				ሯ rua	
ሳት	ሰ se	ሱ su	ሲ si	ሳ sa	ሴ sie	ስ s	ሶ so				ሰ sua	
ኻ-ሳት	ኸ xe	ኹ xu	ኺ xi	ኻ xa	ኼ xie	ኸ x	ኾ xo				ኸ xua	
ቃፍ	ቀ qe	ቁ qu	ቂ qi	ቃ qa	ቄ qie	ቅ q	ቆ qo	ቁ que	ቀላ qui	ቀሁ quu	ቀላ qua	ቀሁ quie
ቤት	በ be	ቡ bu	ቢ bi	ባ ba	ቤ bie	ብ b	ቦ bo				ቢ bua	
ቪ-ቤት	ቨ ve	ቩ vu	ቪ vi	ቫ va	ቮ vie	ቭ v	ቮ vo				ቪ vua	
ታው	ተ te	ቱ tu	ቲ ti	ታ ta	ቲ tie	ት t	ቶ to				ተ tua	
ቻ-ታው	ቸ ce	ቹ cu	ቺ ci	ቻ ca	ቼ cie	ቻ c	ቸ co				ቻ cua	
ካርም	ካ hhe	ኩ hhu	ኪ hhi	ካላ hha	ኪሄ hhie	ካህ hh	ካሆ hho	ካሁ hue	ካሁ hui	ካሁ huu	ካሁ hua	ካሁ huie
ነሐስ	ነ ne	ኑ nu	ኒ ni	ና na	ኔ nie	ን n	ኖ no				ኔ nua	
ኛ-ነሐስ	ኸ Ne	ኹ Nu	ኺ Ni	ኻ Na	ኼ Nie	ኸ N	ኾ No				ኸ Nua	
አልፍ	አ a	አ u	አ i	አ ea	አ ie	አ e	አ o	አ ae				
ካፍ	ከ ke	ኩ ku	ኪ ki	ካ ka	ኪ kie	ክ k	ኮ ko	ኩ kue	ኩ kui	ኩ kuu	ኩ kua	ኩ kuie
ኸ-ካፍ	ኸ Ke	ኹ Ku	ኺ Ki	ኻ Ka	ኼ Kie	ኸ K	ኾ Ko					

<b>ወዌ</b>	ወ we	ዉ wu	ዊ wi	ዋ wa	ዌ wie	ው w	ዎ wo						
<b>ዐይን</b>	ዐ aaa	ዑ uu	ዒ ii	ዓ aa	ዔ iie	ዕ ee	ዖ oo						
<b>ዘይ</b>	ዘ ze	ዙ zu	ዚ zi	ዛ za	ዞ zie	ዝ z	ዞ zo					ዘ zua	
<b>ዠ-ዘይ</b>	ዠ Ze	ዡ Zu	ዢ Zi	ዣ Za	ዤ Zie	ዥ Z	ዦ Zo					ዠ Zua	
<b>የመነ</b>	የ ye	ዩ yu	ይ yi	ያ ya	የ yie	የ y	ዮ yo						
<b>ድንት</b>	ደ de	ዱ du	ዲ di	ዳ da	ዴ die	ድ d	ዶ do					ድ dua	
<b>ጅ- ድንት</b>	ጅ je	ጆ ju	ጇ ji	ገ ja	ገ jie	ገ j	ገ jo					ጅ jua	
<b>ገምል</b>	ገ ge	ጉ gu	ጊ gi	ጋ ga	ጌ gie	ግ g	ገ go	ግ gue	ግ gui	ግ guu	ገ gua	ገ guie	
<b>ጠይት</b>	ጠ Te	ጡ Tu	ጢ Ti	ጣ Ta	ጤ Tie	ጥ T	ጦ To					ጠ Tua	
<b>ጨ- ጠይት</b>	ጨ Ce	ጡ Cu	ጢ Ci	ጣ Ca	ጤ Cie	ጥ C	ጦ Co					ጨ Cua	
<b>ጰይት</b>	ጰ Pe	ጱ Pu	ጲ Pi	ጳ Pa	ጴ Pie	ጵ P	ጶ Po					ጰ Pua	
<b>ጸደይ</b>	ጸ Se	ጹ Su	ጺ Si	ጻ Sa	ጼ Sie	ጽ S	ጾ So					ጸ Sua	
<b>ፀጰ</b>	ፀ SSe	ፁ SSu	ፂ SSi	ፃ SSa	ፄ SSie	ፅ SS	ፆ SSo						
<b>አፍ</b>	ፈ fe	ፉ fu	ፊ fi	ፋ fa	ፍ fie	ፍ f	ፎ fo					አ fua	
<b>ጥሳ</b>	ጥ pe	ፑ pu	ፒ pi	ፓ pa	ፔ pie	ፕ p	ፖ po					ጥ pua	
	:	፡	፣	፤	፥	፦				'	,	;	
	:	::	,	;	፥	፦				'	,	;	
	፩	፪	፫	፬	፭	፮	፯	፰	፱				
	'1	'2	'3	'4	'5	'6	'7	'8	'9				
	፲	፳	፴	፵	፶	፷	፸	፹	፺	፻	፺፻	፺፻፵	
	'10	'20	'30	'40	'50	'60	'70	'80	'90	'100	'1000	'10000	

## Typing all languages









Since the creation of the Unicode system for Ethiopic many letters have become available on the computer. Unicode defines 461 letters for Ethiopic writing in many languages. This is too many letters for Amharic so to avoid typing unexpected letters they are not allowed in the Amharic keyboard. However, on the occasion that you need to type Ethiopic letters outside of Amharic, you can do so with the “Unicode Keyboard”.

There are two ways to start the Unicode keyboard:





























1. Type Ctrl + Alt + Y this should make the  icon appear in your task bar and the Unicode keyboard is ready.
2. Click on the  icon in your task bar then select the  icon and the Unicode keyboard is ready.

The typing for letters of other languages are now shown:

### Awngi/Blin/Kayla/Kufal/Quara/Qimant/Xamtanga

						
Ge	Gu	Gi	Ga	Gie	G	Go
						
Gue	Guu	Gui	Gua	Guie		

### Bench

						
xxe	xxu	xxi	xxa	xxie	xx	xxo
						
cce	ccu	cci	cca	ccie	cc	cco
						
ZZe	ZZu	ZZi	ZZa	ZZie	ZZ	ZZo
						
CCe	CCu	CCi	CCa	CCie	CC	CCo

## Ge'ez

ይዘት	ደረት	ChCh	ጎጂር: ChCh	ድፋት	ቅናት	ጭረት	ሒደት	ቁርጥ
.	ጋ	፤	፥	ገ	ጊ	ጋ	ጋ	ተ
_1	_2	_3	_4	_5	_6	_7	_8	_0

### Punctuation

፤	※	※
?	:+	:#

Ge'ez numbers can also be typed with the Unicode keyboard without requiring the typing of a ' before a number. This way is a little easier than typing numbers from the Amharic keyboard.

## Me'en/Mursi/Suri/Dizi

ሆ	ሎ	ሞ	ሮ	ሶ	ኦ	ቃ	ቦ	ቶ	ቆ	ኸ	ኸ	ኸ	ኸ
hoa	loa	moa	roa	soa	xoa	qoa	boa	toa	coa	hhoa	noa	Noa	oa
ኮ	ዎ	ዞ	ዮ	ዶ	ደ	ጎ	ጎ	ጎ	ጎ	ጎ	ጎ	ጎ	
koa	woa	zoa	yoa	doa	Doa	joa	goa	Toa	Coa	Poa	SSoa	poa	

## Me'en/Mursi/Suri/Dizi & Historical Oromo/Sidama

ደ	ደ	ደ	ደ	ደ	ደ	ደ	ደ
De	Du	Di	Da	Die	D	Do	Dua

## Sebatbeit

ቃ	ቃ	ቃ	ቃ	ቃ	ቃ	ቃ
qye	qyu	qye	qye	qye	qye	qyo
ኸ	ኸ	ኸ	ኸ	ኸ	ኸ	ኸ
kye	kyu	kyi	kya	kyie	ky	kyo
ኸ	ኸ	ኸ	ኸ	ኸ	ኸ	ኸ
Kye	Kyu	Kyi	Kye	Kyie	Ky	Kyo
ኸ	ኸ	ኸ	ኸ	ኸ	ኸ	ኸ
gye	gyu	gyi	gya	gyie	gy	gyo

ሞ	mue
ቦ	bue
ፎ	fue
ፑ	pue

ሞ	mui
ቦ	mue
ፎ	fue
ፑ	pue



ሞ	muie	ሞ	muu
ቦ	buie	ቦ	buu
ፎ	fuie	ፎ	fuu
ፑ	puie	ፑ	puu

## Tigrinya

ቄ Qe	ቅ Qu	ቆ Qi	ቇ Qa	ቈ Qie	቉ Q	ቊ Qo
ቋ Que	ቌ Quu	ቍ Qui	቎ Qua	቏ Quie		
ኸ Kue	ኹ Kuu	ኺ Kui	ኻ Kua	ኼ Kuie		

## Installing and Using the Keyboard

The **AmharicPowerPack7.exe** file contains the **Tavultesoft Keyman** and font installer. To begin the installation:

1. Double click it and follow the installation instructions.
2. After successful installation you will find the **Tavultesoft Keyman** in your “**Programs**” menu. To start the keyboard software click:  
**Start > All Programs**  
**> Tavultesot Keyman Desktop Light 7.1**  
**> Keyman Desktop Light 7.1**
3. Click the  icon on the right bottom of your taskbar.
4. Select the  icon from the pop-up menu that appears.
5. Select an Ethiopic font and begin typing.