

Typing in Bench

The Bench keyboard (📄) uses a system where the Bench sounds are matched to the English letters (a style called “phonetic”). You can think of how a word sounds in Bench and then type it out with English.

Example: typing **selam** becomes ሰላም

Because Bench has more sounds than English we sometimes have to adjust this rule. For example English does not have ‘ጠ’ and the closest similar letter would be ‘ጥ’. In this case you should type with “capital T”:

Example: typing **heyTien** becomes ሀይጥን

Notice that we needed both “ie” together to make the 5th ‘ጠ’ letter ‘ጡ’. When the letter you want to type does not appear when you hit the similar sounding key in English, try using the capital next. If typing the capital does not work, then try hitting the key two times:

Example: typing **hexx** becomes ሀኧ

Example: typing **assa** becomes አሳ

Finally, we must introduce a special rule for ' (apostrophe). Some words are spelt with a ሳጵስ (6th) letter followed by a vowel, like ርኤ in ገብርኤል. We use the apostrophe here to type “gebr'iel” to make sure we get “ርኤ” instead of ‘ሬ’.

Example: typing **mel'ak** becomes

We also use the apostrophe for Ethiopic numbers, so '1 becomes ፩ and so on. If a ' is needed in your document just type ' twice. This works for other punctuation as well, typing ‘;’ once makes ‘፤’ and a second time gives English ‘;’. The typing table shows how to type all Bench letters, numbers and punctuation.

Bench Typing Table

ቤተሰብ	ግዕዝ	ካዕብ	ሣልስ	ራብዕ	ኃምስ	ሳድስ	ሳብዕ
ሆይ	ሀ he	ሁ hu	ሂ hi	ሃ ha	ሄ hie	ህ h	ሆ ho
ላዊ		ሉ lu	ሊ li	ላ la	ሌ lie	ለ l	ሎ lo
ሐውት		ሐ Hu	ሐ Hi	ሐ Ha	ሐ Hie	ሐ H	ሐ Ho
ማይ		ሙ mu	ሚ mi	ማ ma	ሚ mie	ም m	ሞ mo
ሠውት		ሠ ssu	ሢ ssi	ሣ ssa	ሢ ssie	ሥ ss	ሦ sso
ርእስ		ሩ ru	ሪ ri	ራ ra	ሪ rie	ር r	ሮ ro
ሳት		ሱ su	ሲ si	ሳ sa	ሴ sie	ስ s	ሶ so
ሻ-ሳት		ሹ xu	ሺ xi	ሻ xa	ሼ xie	ሽ x	ሾ xo
ሻ-ሳት		ሹ xxu	ሺ xxi	ሻ xxa	ሼ xxie	ሽ xx	ሾ xxo
ቃፍ		ቁ qu	ቂ qi	ቃ qa	ቄ qie	ቅ q	ቆ qo
ቤት		ቡ bu	ቢ bi	ባ ba	ቤ bie	ብ b	ቦ bo
ታው		ቱ tu	ቲ ti	ታ ta	ቲ tie	ት t	ቶ to
ቻ-ታው		ቼ cu	ቺ ci	ቻ ca	ቼ cie	ች c	ቾ co
ቻ-ታው		ቼ ccu	ቺ cci	ቻ cca	ቼ ccie	ች cc	ቾ cco
ነሐስ		ኑ nu	ኒ ni	ና na	ኔ nie	ን n	ኖ no
አልፍ		አ u	ኢ i	አ ea	ኤ ie	እ e	አ o
ካፍ		ኩ ku	ኪ ki	ካ ka	ኬ kie	ክ k	ኮ ko
ወዌ		ዉ wu	ዊ wi	ዋ wa	ዌ wie	ው w	ዎ wo
ዐይን		ዑ uu	ዒ ii	ዓ aa	ዔ iie	ዕ ee	ዖ oo
ዘይ		ዙ zu	ዚ zi	ዛ za	ዜ zie	ዝ z	ዞ zo

ዠ-ዠይ		ዠ Zu	ዡ Zi	ዣ Za	ዤ Zie	ዥ Z	ዦ Zo
ዡ-ዠይ		ዡ ZZu	ዢ ZZi	ዣ ZZa	ዤ ZZie	ዥ ZZ	ዦ ZZo
የመነ		የ yu	ዩ yi	ያ ya	ዮ yie	ይ y	ዮ yo
ድንት		ዱ du	ዲ di	ዳ da	ዴ die	ድ d	ዶ do
ጅ- ድንት		ጅ ju	ጆ ji	ጇ ja	ገ jie	ገ j	ገ jo
ገምል		ገ gu	ጊ gi	ጋ ga	ጌ gie	ግ g	ግ go
ጠይት		ጠ Tu	ጡ Ti	ጣ Ta	ጤ Tie	ጥ T	ጦ To
ጨ- ጠይት		ጨ Cu	ጡ Ci	ጣ Ca	ጤ Cie	ጥ C	ጦ Co
ጨ- ጠይት		ጨ CCu	ጡ CCi	ጣ CCa	ጤ CCie	ጥ CC	ጦ CCo
እይት		እ Pu	ጸ Pi	ጸ Pa	ጸ Pie	ጸ P	ጸ Po
እደይ		እ Su	ጸ Si	ጸ Sa	ጸ Sie	ጸ S	ጸ So
ጥሳ		ጥ pu	ፒ pi	ፓ pa	ፔ pie	ፕ p	ፖ po

The tonal mark ‘፥’ is typed with the letter “F” from the keyboard.




Punctuation

:	#	፥	፥	:-		'	,	;
:	::	,	;	:-		'	,	;

Typing all languages

Since the creation of the Unicode system for Ethiopic many letters have become available on the computer. Unicode defines 461 letters for Ethiopic writing in many languages. This is too many letters for Bench so to avoid typing unexpected letters they are not allowed in the Bench keyboard. However, on the occasion that you need to type Ethiopic letters outside of Bench, you can do so with the “Unicode Keyboard”.

There are two ways to start the Unicode keyboard:

1. Type Ctrl + Alt + Y this should make the  icon appear in your task bar and the Unicode keyboard is ready.
2. Click on the  icon in your task bar then select the  icon and the Unicode keyboard is ready.

The typing for letters of other languages are now shown:

Amharic

Next, when you need to type the extra letters of Amharic like **ሏ**, **ሟ**, **ኸ** you can do so by typing an extra vowel after a ‘u’:

Example: typing **mua** becomes **ሟ**

Example: typing **guie** becomes **ኸ**

ሸ	ሹ	ሺ	ሻ	ሼ	ሽ	ሾ				ሺ	
ve	vu	vi	va	vie	v	vo				vua	
ኀ	ኁ	ኂ	ኃ	ኄ	ኅ	ኆ	ኇ	ኈ	኉	ኊ	ኋ
hhe	hhu	hhi	hha	hhie	hh	hho	hue	hui	huu	hua	huie
ኘ	ኙ	ኚ	ኛ	ኜ	ኝ	ኞ				ኟ	
Ne	Nu	Ni	Na	Nie	N	No				Nua	
ኸ	ኹ	ኺ	ኻ	ኼ	ኽ	ኾ					
Ke	Ku	Ki	Ka	Kie	K	Ko					
ፈ	ፉ	ፊ	ፋ	ፌ	ፍ	ፎ				ፉ	
fe	fu	fi	fa	fie	f	fo				fua	

Numbers

፩	፪	፫	፬	፭	፮	፯	፰	፱			
1	2	3	4	5	6	7	8	9			
፲	፳	፴	፵	፶	፷	፸	፹	፺	፻	፻፲	፻፲፱
10	20	30	40	50	60	70	80	90	100	1000	10000

Awngi/Blin/Kayla/Kufal/Quara/Qimant/Xamtanga

ገ	ገ	ገ	ገ	ገ	ገ	ገ
Ge	Gu	Gi	Ga	Gie	G	Go
ገጐ	ገጐ	ገጐ	ገጐ	ገጐ		
Gue	Guu	Gui	Gua	Guie		

Ge'ez

፩	፪	፫	፬	፭	፮	፯	፰	፱
.	፪	፫	፬	፭	፮	፯	፰	፱
1	2	3	4	5	6	7	8	0

፫	፬	፭
?	:+	:#

Ge'ez numbers can also be typed with the Unicode keyboard without requiring the typing of a ' before a number. This way is a little easier than typing numbers from the Bench keyboard.

Me'en/Mursi/Suri/Dizi

ሀ	ላ	ሞ	ሮ	ሶ	ኦ	ቃ	ቦ	ቶ	ቆ	ኸ	ኸ	ኸ	ኸ
hoa	loa	moa	roa	soa	xoa	qoa	boa	toa	coa	hhoa	noa	Noa	oa
ኸ	ዎ	ዞ	ዮ	ዶ	ደ	ጆ	ጎ	ጠ	ጮ	ጶ	ጸ	ጺ	
koa	woa	zoa	yoa	doa	Doa	joa	goa	Toa	Coa	Poa	SSoa	poa	

Me'en/Mursi/Suri/Dizi & Historical Oromo/Sidama

ደ	ደ	ደ	ደ	ደ	ደ	ደ	ደ
De	Du	Di	Da	Die	D	Do	Dua

Sebatbeit

ቆ	ቆህ	ቆዩ	ቆላ	ቆይ	ቆላ	ቆዮ
qye	qyu	qye	qye	qye	qye	qyo
ኸ	ኸህ	ኸዩ	ኸላ	ኸይ	ኸላ	ኸዮ
kye	kyu	kyi	kya	kyie	ky	kyo
ኸ	ኸህ	ኸዩ	ኸላ	ኸይ	ኸላ	ኸዮ
Kye	Kyu	Kyi	Kye	Kyie	Ky	Kyo
ኸ	ኸህ	ኸዩ	ኸላ	ኸይ	ኸላ	ኸዮ
gye	gyu	gyi	gya	gyie	gy	gyo

ሙ	
mue	
ቡ	
bue	
ፊ	
fue	
ፑ	
pue	

ሙህ	
mui	
ቡህ	
mue	
ፊህ	
fue	
ፑህ	
pue	



ሙይ	ሙህ
muie	muu
ቡይ	ቡህ
buie	buu
ፊይ	ፊህ
fuie	fuu
ፑይ	ፑህ
puie	puu

Tigrinya

ቆ	ቆህ	ቆዩ	ቆላ	ቆይ	ቆላ	ቆዮ
Qe	Qu	Qi	Qa	Qie	Q	Qo
ቆህ	ቆህህ	ቆህዩ	ቆህላ	ቆህይ		
Que	Quu	Qui	Qua	Quie		
ኸህ	ኸህህ	ኸህዩ	ኸህላ	ኸህይ		
Kue	Kuu	Kui	Kua	Kuie		

Installing and Using the Keyboard

The **BenchPowerPack7.exe** file contains the **Tavultesoft Keyman** and font installer. To begin the installation:

1. Double click it and follow the installation instructions.
2. After successful installation you will find the **Tavultesoft Keyman** in your “**Programs**” menu. To start the keyboard software click:
Start > All Programs
> Tavultesoft Keyman Desktop Light 7.1
> Keyman Desktop Light 7.1
3. Click the  icon on the right bottom of your taskbar.
4. Select the  icon from the pop-up menu that appears.
5. Select an Ethiopic font and begin typing.