


Typing in Blin

The Blin keyboard () uses a system where the Blin sounds are matched to the English letters (a style called “phonetic”). You can think of how a word sounds in Blin and then type it out with English.

Example: typing **selam** becomes ሰላም

Because Blin has more sounds than English we sometimes have to adjust this rule. For example English does not have ‘ገ’ and the closest similar letter would be ‘g’. In this case you should type with “capital G”:

Example: typing **xGKuulen** becomes ገገግግሁህ

Notice that we used capital ‘K’ also for ‘ገ’ and we needed both “uu” together to make the 5th ‘ገ’ letter ‘ገገ’. When the letter you want to type does not appear when you hit the similar sounding key in English, try using the capital next.

Next, when you need to type the extra letters of Blin like ሁ, ሁሁ, ኩ you can do so by typing an extra vowel after a ‘u’:

Example: typing **mua** becomes ሁሁ

Example: typing **Kuu** becomes ገገገገ

Finally, we must introduce a special rule for ' (apostrophe). Some words are spelt with a ሁጽሰ (6th) letter followed by a vowel, like ርኤ in ገብርኤል. We use the apostrophe here to type “gebr'iel” to make sure we get “ርኤ” instead of ‘ሬ’.

Example: typing **mel'ak** becomes ሙልአክ

Example: typing **m'eraf** becomes ምዕራፍ

We also use the apostrophe for Ethiopic numbers, so '1 becomes ፩ and so on. If a ' is needed in your document just type ' twice. This works for other punctuation as well, typing ‘;’ once makes ‘፤’ and a second time gives English ‘;’. The typing table shows how to type all Blin letters, numbers and punctuation.

Blin Typing Table




ቤተሰብ	ግዕዝ	ካዕብ	ሣልስ	ራብዕ	ኃምስ	ሳድስ	ሳብዕ	ዘመደ-ግዕዝ	ዘመደ-ካዕብ	ዘመደ-ሣልስ	ዘመደ-ራብዕ	ዘመደ-ኃምስ
ሆይ	ሀ he	ሁ hu	ሂ hi	ሃ ha	ሄ hie	ህ h	ሆ ho					
ላዊ	ለ le	ሉ lu	ሊ li	ላ la	ሌ lie	ል l	ሎ lo				ሲ lua	
ሐውት	ሐ He	ሑ Hu	ሐ Hi	ሐ Ha	ሐ Hie	ሐ H	ሐ Ho				ሐ Hua	
ማይ	መ me	ሙ mu	ሚ mi	ማ ma	ሜ mie	ም m	ሞ mo				ሚ mua	
ሳት	ሰ se	ሱ su	ሲ si	ሳ sa	ሴ sie	ስ s	ሶ so				ሲ sua	
ርእስ	ረ re	ሩ ru	ሪ ri	ራ ra	ሪ rie	ር r	ሮ ro				ሪ rua	
ኻ-ሳት	ኸ xe	ኹ xu	ኺ xi	ኻ xa	ኼ xie	ኸ x	ኾ xo				ኺ xua	
ቃፍ	ቀ qe	ቁ qu	ቂ qi	ቃ qa	ቄ qie	ቅ q	ቆ qo	ቄ que	ቅ qui	ቆ quu	ቅ qua	ቆ quie
ቃ-ቃፍ	ቆ Qe	ቆ Qu	ቆ Qi	ቆ Qa	ቆ Qie	ቆ Q	ቆ Qo	ቆ Que	ቆ Quu	ቆ Qui	ቆ Qua	ቆ Quie
ቤት	በ be	ቡ bu	ቢ bi	ባ ba	ቤ bie	ብ b	ቦ bo				ቢ bua	
ታው	ተ te	ቱ tu	ቲ ti	ታ ta	ቲ tie	ት t	ቶ to				ቲ tua	
ነሐስ	ነ ne	ኑ nu	ኒ ni	ና na	ኔ nie	ን n	ኖ no				ኒ nua	
አልፍ	አ a	ሀ u	አ i	አ ea	አ ie	እ e	አ o					
ካፍ	ከ ke	ኩ ku	ኪ ki	ካ ka	ኪ kie	ክ k	ኮ ko	ኩ kue	ኪ kui	ኪ kuu	ኪ kua	ኪ kuie
ኻ-ካፍ	ኸ Ke	ኹ Ku	ኺ Ki	ኻ Ka	ኼ Kie	ኸ K	ኾ Ko	ኸ Kue	ኸ Kuu	ኸ Kui	ኸ Kua	ኸ Kuie
ወዌ	ወ we	ዉ wu	ዊ wi	ዋ wa	ዌ wie	ወ w	ዐ wo					
ዐይን	ዐ aaa	ዑ uu	ዒ ii	ዓ aa	ዔ iie	ዕ ee	ዖ oo					
የመነ	የ ye	ዩ yu	ይ yi	ያ ya	ይ yie	ሃ y	ሃ yo					
ድንት	ደ de	ዱ du	ዲ di	ዳ da	ዴ die	ድ d	ዶ do				ዲ dua	

ጅ-ጅጉት	ጅ je	ጅ ju	ጅ ji	ጅ ja	ጅ jie	ጅ j	ጅ jo				ጅ jua	
ገግል	ገ ge	ገ gu	ገ gi	ገ ga	ገ gie	ገ g	ገ go	ገ gue	ገ gui	ገ guu	ገ gua	ገ guie
ገ-ገግል	ገ Ge	ገ Gu	ገ Gi	ገ Ga	ገ Gie	ገ G	ገ Go	ገ Gue	ገ Guu	ገ Gui	ገ Gua	ገ Guie
ጠይት	ጠ Te	ጠ Tu	ጠ Ti	ጠ Ta	ጠ Tie	ጠ T	ጠ To				ጠ Tua	
ጨ-ጠይት	ጨ Ce	ጨ Cu	ጨ Ci	ጨ Ca	ጨ Cie	ጨ C	ጨ Co				ጨ Cua	
ቸ-ታው	ቸ ce	ቸ cu	ቸ ci	ቸ ca	ቸ cie	ቸ c	ቸ co				ቸ cua	
ኛ-ነሐስ	ኛ Ne	ኛ Nu	ኛ Ni	ኛ Na	ኛ Nie	ኛ N	ኛ No				ኛ Nua	
ዘይ	ዘ ze	ዘ zu	ዘ zi	ዘ za	ዘ zie	ዘ z	ዘ zo				ዘ zua	
ዠ-ዘይ	ዠ Ze	ዠ Zu	ዠ Zi	ዠ Za	ዠ Zie	ዠ Z	ዠ Zo				ዠ Zua	
ዳይይ	ዳ Se	ዳ Su	ዳ Si	ዳ Sa	ዳ Sie	ዳ S	ዳ So				ዳ Sua	
ዳይት	ዳ Pe	ዳ Pu	ዳ Pi	ዳ Pa	ዳ Pie	ዳ P	ዳ Po				ዳ Pua	
አፍ	አ fe	አ fu	አ fi	አ fa	አ fie	አ f	አ fo				አ fua	
ፕሳ	ፕ pe	ፕ pu	ፕ pi	ፕ pa	ፕ pie	ፕ p	ፕ po				ፕ pua	
ቪ-ቪት	ቪ ve	ቪ vu	ቪ vi	ቪ va	ቪ vie	ቪ v	ቪ vo				ቪ vua	
	:	#	;	;	;	:-	;			'	,	;
	,	::	;	;;	,,,	:-	??			'	,,	;;
	፩	፪	፫	፬	፭	፮	፯	፰	፱			
	'1	'2	'3	'4	'5	'6	'7	'8	'9			
	፲	፳	፴	፵	፶	፷	፸	፹	፺	፻	፻፲	፻፲፱
	'10	'20	'30	'40	'50	'60	'70	'80	'90	'100	'1000	'10000

Typing all languages

Since the creation of the Unicode system for Ethiopic many letters have become available on the computer. Unicode defines 461 letters for Ethiopic writing in many languages. This is too many letters for Blin so to avoid typing unexpected letters they are not allowed in the Blin keyboard. However, on the occasion that you need to type Ethiopic letters outside of Blin, you can do so with the “Unicode Keyboard”.

There are two ways to start the Unicode keyboard:

1. Type Ctrl + Alt + Y this should make the  icon appear in your task bar and the Unicode keyboard is ready.
2. Click on the  icon in your task bar then select the  icon and the Unicode keyboard is ready.

The typing for letters of other languages are now shown:

Ge'ez

ሠ	ሡ	ሢ	ሣ	ሤ	ሥ	ሦ				ሠ	
sse	ssu	ssi	ssa	ssie	ss	ssu				ssua	
ኀ	ኁ	ኂ	ኃ	ኄ	ኅ	ኆ	ኇ	ኈ	኉	ኊ	ኋ
hhe	hhu	hhi	hha	hhie	hh	hho	hue	hui	hhu	hua	huie
ፀ	ፁ	ፊ	ፋ	ፅ	ፈ	ፉ					
SSe	SSu	SSi	SSa	SSie	SS	SSo					

Zaima Notation

ይዘት	ደረት	ርክርክ	ጎጂር፡ ርክርክ	ድፋት	ቅናት	ጭረት	ሒደት	ቁርጥ
.	ጋ	፤	፡	ጎ	ጎ	ጎ	ጎ	ጎ
_1	_2	_3	_4	_5	_6	_7	_8	_0

Punctuation

፤	※	※
?	:+	:#

Ge'ez numbers can also be typed with the Unicode keyboard without requiring the typing of a ' before a number. This way is a little easier than typing numbers from the Blin keyboard.

Bench

ጸ	ጸ	ጸ	ጸ	ጸ	ጸ	ጸ
xxe	xxu	xxi	xxa	xxie	xx	xxo
ቸ	ቸ	ቸ	ቸ	ቸ	ቸ	ቸ
cce	ccu	cci	cca	ccie	cc	cco
ዸ	ዸ	ዸ	ዸ	ዸ	ዸ	ዸ
ZZe	ZZu	ZZi	ZZa	ZZie	ZZ	ZZo
ጨ	ጨ	ጨ	ጨ	ጨ	ጨ	ጨ
CCe	CCu	CCi	CCa	CCie	CC	CCo

Me'en/Mursi/Suri/Dizi

ሆ	ሎ	ሞ	ሮ	ሶ	ኦ	ቃ	ቦ	ቶ	ቻ	ኸ	ኾ	ኸ	ኸ
hoa	loa	moa	roa	soa	xoa	qoa	boa	toa	coa	hhoa	noa	Noa	oa
ኮ	ዎ	ዞ	ዮ	ዶ	ደ	ጆ	ጎ	ጠ	ጦ	ጦ	ጦ	ጦ	ጦ
koa	woa	zoa	yoa	doa	Doa	joa	goa	Toa	Coa	Poa	SSoa	poa	

Me'en/Mursi/Suri/Dizi & Historical Oromo/Sidama

ደ	ደ	ደ	ደ	ደ	ደ	ደ	ደ
De	Du	Di	Da	Die	D	Do	Dua

Sebatbeit

ቃ	ቃ	ቃ	ቃ	ቃ	ቃ	ቃ
qye	qyu	qye	qye	qye	qye	qyo
ኸ	ኸ	ኸ	ኸ	ኸ	ኸ	ኸ
kye	kyu	kyi	kya	kyie	ky	kyo
ኸ	ኸ	ኸ	ኸ	ኸ	ኸ	ኸ
Kye	Kyu	Kyi	Kye	Kyie	Ky	Kyo
ኸ	ኸ	ኸ	ኸ	ኸ	ኸ	ኸ
gye	gyu	gyi	gya	gyie	gy	gyo



ሞ	mue
ቦ	bue
ፊ	fue
ፑ	pue

ሞ	mui
ቦ	mue
ፊ	fue
ፑ	pue

ሞ	muie	ሞ	muu
ቦ	buie	ቦ	buu
ፊ	fuie	ፊ	fuu
ፑ	puie	ፑ	puu

Installing and Using the Keyboard

The **BlinPowerPack7.exe** file contains the **Tavultesoft Keyman** and font installer. To begin the installation:

1. Double click it and follow the installation instructions.
2. After successful installation you will find the **Tavultesoft Keyman** in your “**Programs**” menu. To start the keyboard software click:
 Start > All Programs
 > Tavultesoft Keyman Desktop Light 7.1
 > Keyman Desktop Light 7.1
3. Click the  icon on the right bottom of your taskbar.
4. Select the  icon from the pop-up menu that appears.
5. Select an Ethiopic font and begin typing.